

## Setup Email with Outlook app – iOS

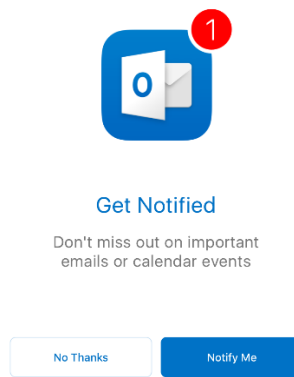
Download the free Microsoft Outlook app from the app store



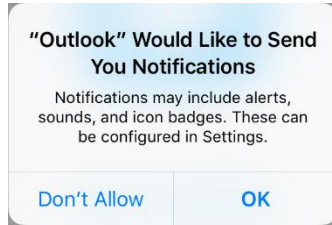
Open the app and click Get Started



Choose Notify Me to have your device notify you on emails and calendar events



Click OK to the Send notifications window



Enter in you district [username@wdbqschools.org](mailto:username@wdbqschools.org) account then click add account

#### Add Email Account

Enter your work or personal email address.

nwcorb@wdbqschools.org

Add Account

Microsoft may email you about Outlook Mobile.  
You can unsubscribe at any time.  
[Privacy Statement](#)

Enter in your district username & password  
Click Sign In

#### Sign In

fs.wdbqschools.org

Type your user name and password.

User name:  Example: Domain\username

Password:

Sign In

Click Maybe Later to add another account

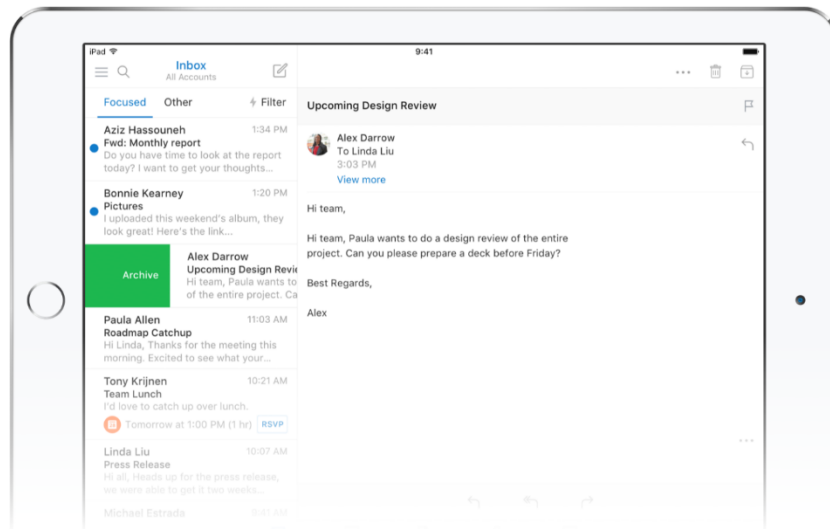


Would you like to add another account?

Maybe Later

Let's Do It!

Your district email & calendar setup is complete



## Focused Inbox

We've put your most important, actionable emails here.

Skip

