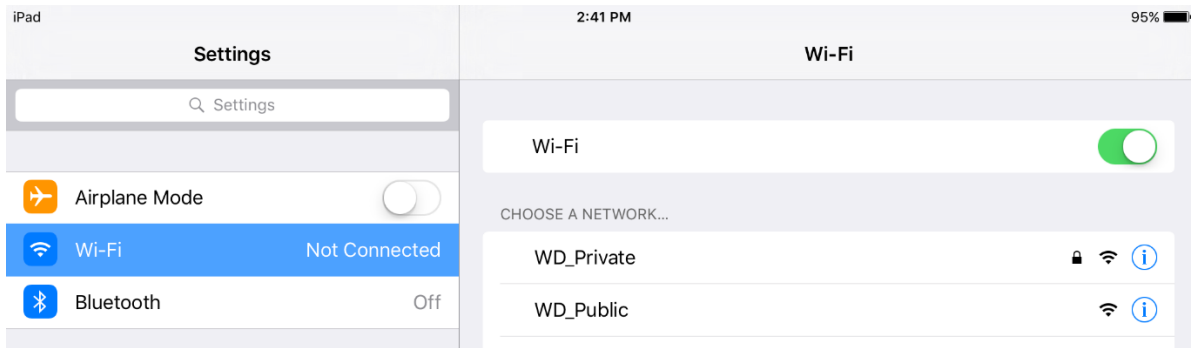


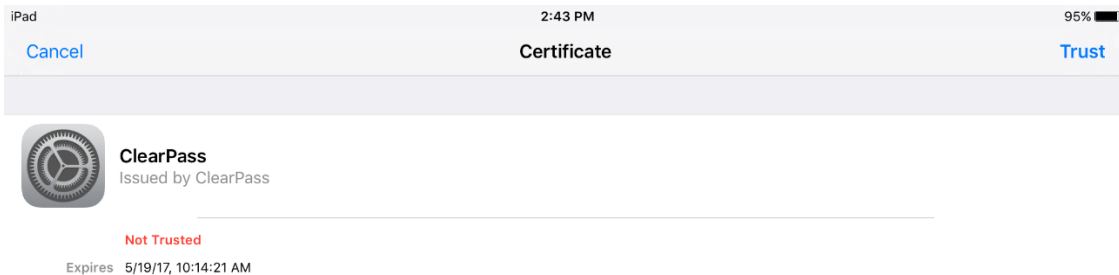
Connect to the WD_Private wireless



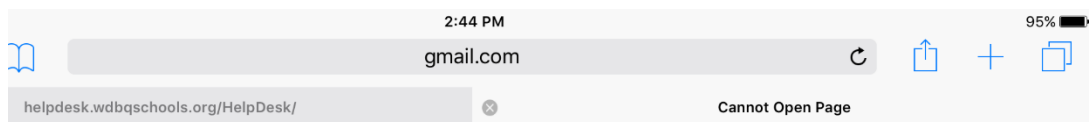
Enter in your district username & password then click Join

A screenshot of the 'Enter Password' dialog for the 'WD_Private' network. The dialog has a title bar that says 'Enter the password for "WD_Private"'. There are three buttons: 'Cancel' on the left, 'Join' on the right, and 'Enter Password' in the center. Below the buttons, there are two input fields: 'Username' with the text 'cucad1' and 'Password' with a masked password represented by seven black dots.

To join the wireless, you must click Trust on the ClearPass authentication certificate



If you get the below message, browse to <http://www.wdbqschools.org/iOs.aspx> on your device, and follow the onscreen instructions to install the internet certificate



Safari cannot open the page because it could not establish a secure connection to the server.